


TensionLite Plus 6ft. Table Top Design 3

TensionLite is a collection of sophisticated, ergonomically designed exhibit booths. Formulate combines state-of-the-art zipper pillowcase dye-sublimated fabric coverings with advanced lightweight aluminum structures to provide unique design, functionality, and style. The excellence of the Formulate line of displays, hanging structures and products is simply unmatched. Stretch fabric graphics are hand-sewn, durable and dry-cleanable.



We are continually improving and modifying our product range and reserve the right to vary the specifications without prior notice. All dimensions and weights quoted are approximate and we accept no responsibility for variance. E&OE. See Graphic Templates for graphic bleed specifications.

features and benefits:

- State-of-the-art 30mm aluminum tube frame with snap button assembly
- Fits on a 6ft wide table
- Easy to store and ship
- Quick to assemble
- Kit includes: one frame, one dye-sublimated pillowcase zipper graphic, stand-off monitor mount, and one wheeled molded OCS storage case
- Stand-off monitor mount is repositionable
- Lifetime hardware warranty against manufacturer defects

dimensions:

Hardware	Graphic
Assembled unit: 61.969" w x 45.498" h x 25.193" d Approximate weight (includes graphic): 15.62 lbs / 7 kgs	Total visual area: 62" w x 45.5" h 1575mm(w) x 1156mm(h) Please be sure to include a 2" bleed around the perimeter.
Shipping	Refer to related graphic template for more information.
Shipping dimensions: 1 OCS case: 19" l x 19" w x 45" h 483mm(l) x 483mm(w) x 1143mm(h) Approximate shipping weight (with case): 33.61 lbs / 15.25 kgs	

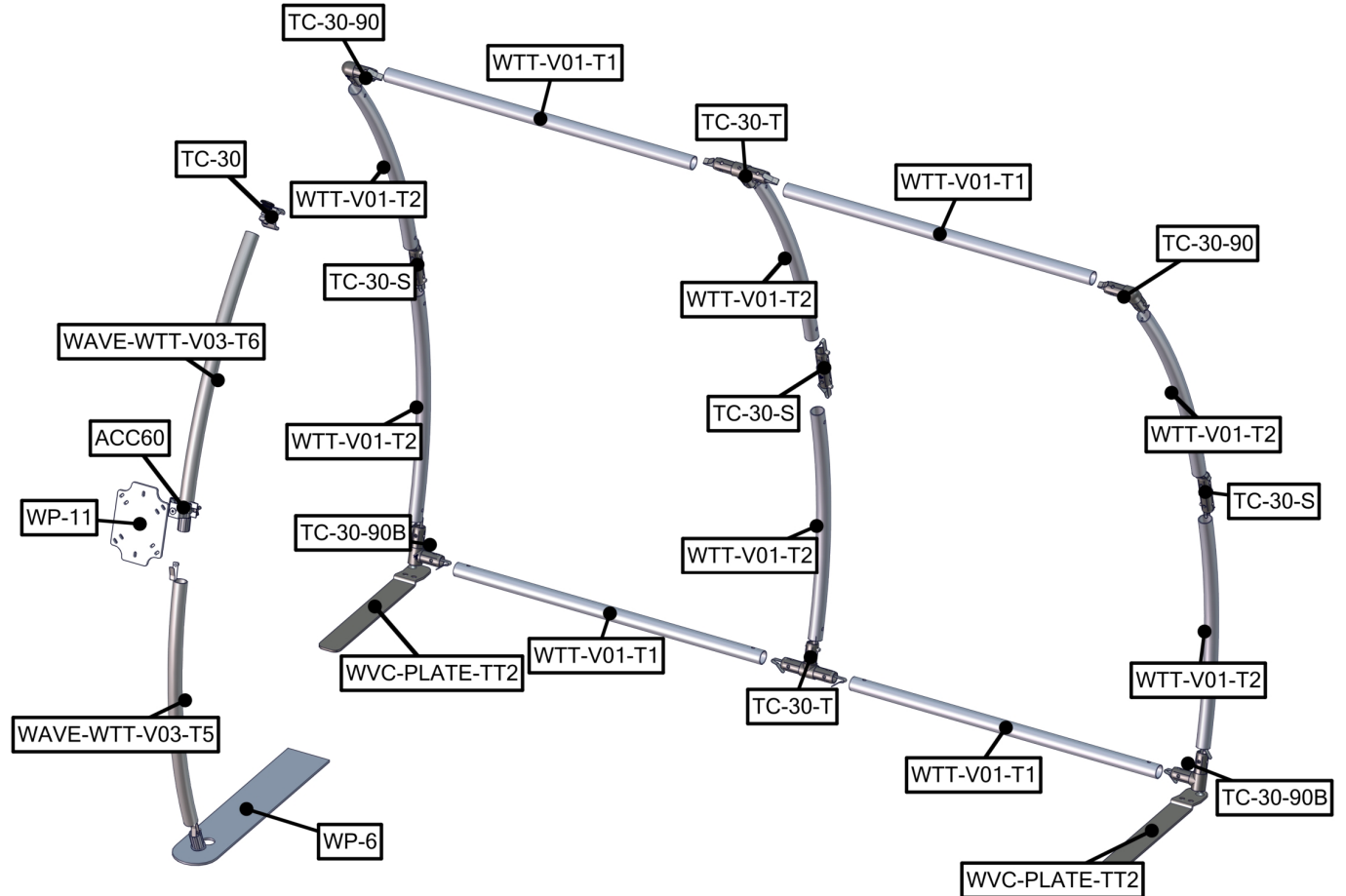
additional information:

Graphic material:
Dye-sublimated zipper pillowcase fabric

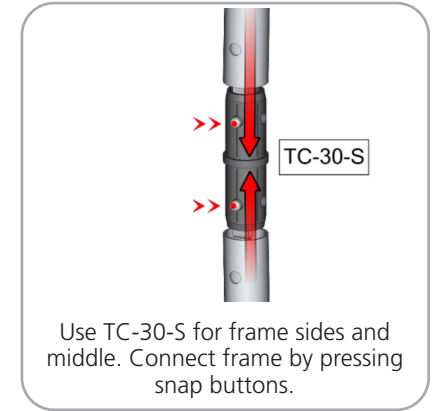
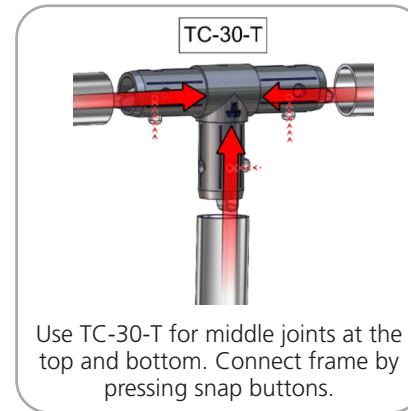
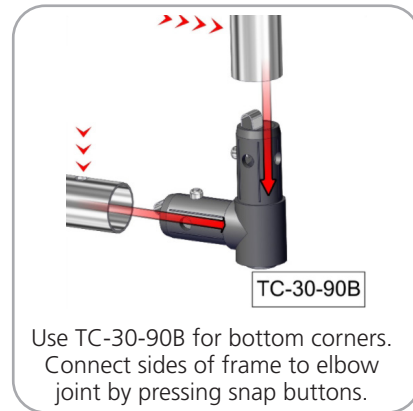
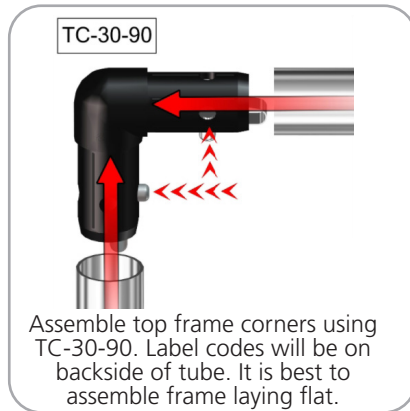
Monitor mount max weight/size:
21 lbs / 9.5 kgs

*Monitor not included

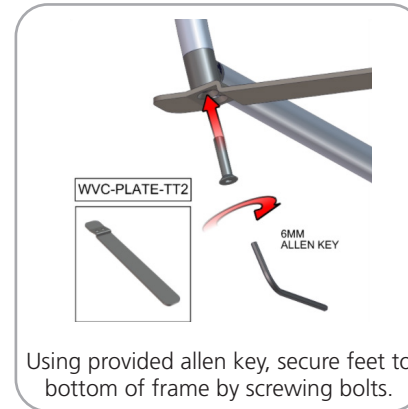
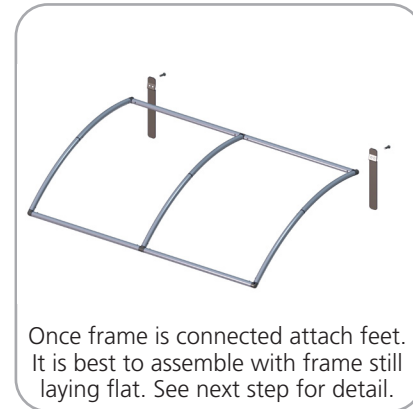
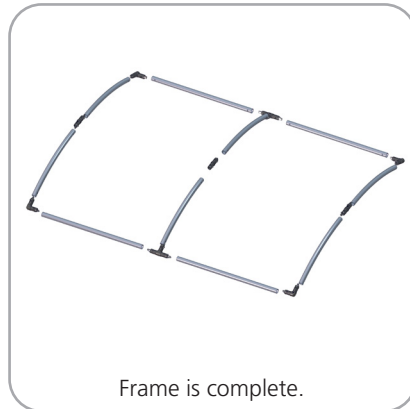
Parts Included		
Part Label	Qty	Part Code
30MM TUBE CLAMP	x1	ACC60
90 DEGREE ELBOW JOINT FOR 30MM TUBING WITH INSERT FOR BASEPLATE	x2	TC-30-90B
90 DEGREE ELBOW JOINT FOR 30MM TUBING	x2	TC-30-90
INLINE CONNECTOR FOR 30MM TUBING	x3	TC-30-S
T JUNCTION FOR 30MM TUBING	x2	TC-30-T
30MM CURVED TUBE (R1100MM X 610MM)	x1	WTT-V03-T5
30MM CURVED TUBE SWAGED ONE END (R1100MM X 610MM)	x1	WTT-V03-T6
WP-6 WELDED PLATE	x1	WP-6
WP-11 WELDED PLATE	x1	WP-11
30MM STRAIGHT TUBE (738MM)	x4	WTT-V02-T1
30MM CURVED TUBE (R1210MM X 550MM)	x6	WTT-V02-T2
STEEL PLATE FOR WVC TT2	x2	WVC-PLATE-TT2
TABLETOP FABRIC GRAPHIC	x1	WTT-V03-G



STEP 1: ASSEMBLE FRAME



STEP 2: ATTACH FEET



STEP 3: ATTACH GRAPHIC

