

• TensionLite Plus 8ft. Square Tower Exhibit Design 3

COL-03

The TensionLite Plus line of towers to add architecture and drama to any event or interior space. Rectangular-shaped towers come in 12ft, 10ft and 8ft heights and 3ft square at the top and bottom. They combine the latest developments in fabric printed technology with aluminum tube frames to add dimension, decor and sculpture to any event, stage set, tradeshow booth or interior space. Formulate towers accommodate internal LED lighting to create a glowing effect.



features and benefits:

- State-of-the-art 30mm aluminum tube frame with snap button assembly
- Easy to store and ship
- Quick to set up
- Includes: one frame, one dye-sublimated zipper pillowcase graphic, and one wheeled molded OCL storage case
- Lifetime hardware warranty against manufacturer defects

dimensions:

Hardware	Graphic
<p>Assembled unit: 36"l x 36"w x 96"h 915mm(l) x 915mm(w) x 2439mm(h)</p> <p>Approximate weight (includes graphic): 23.4 lbs / 10.6 kgs</p>	<p>Refer to related graphic template for more information.</p>
<p>Shipping</p> <p>Shipping dimensions: 1 OCL case: 19"l x 19"h x 56"d 483mm(l) x 483mm(h) x 1422mm(d)</p> <p>Approximate shipping weight (with case): 43.4 lbs / 19.7 kgs</p>	

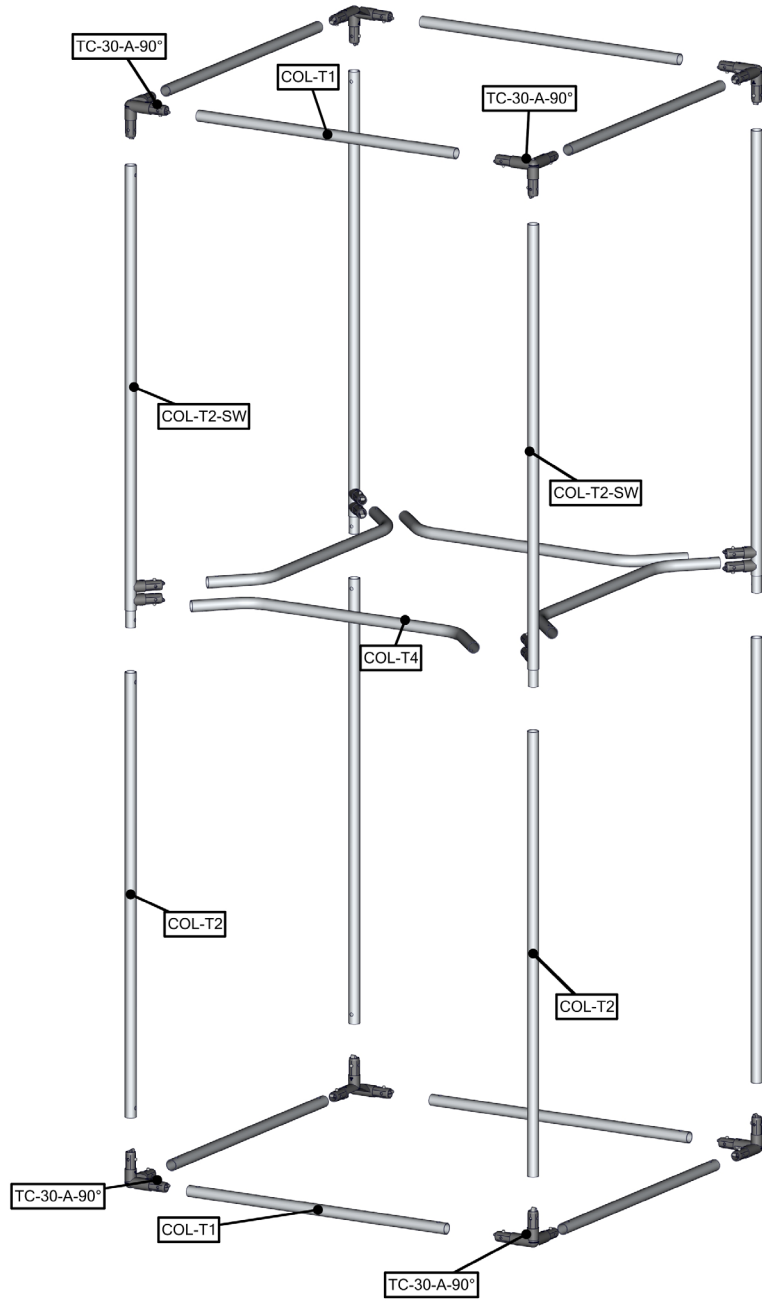
additional information:

Graphic material:
dye-sublimated zipper pillowcase graphic

We are continually improving and modifying our product range and reserve the right to vary the specifications without prior notice. All dimensions and weights quoted are approximate and we accept no responsibility for variance. E&OE. See Graphic Templates for graphic bleed specifications.

Parts Included

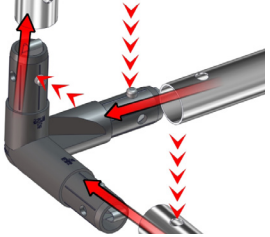
Part Label	Qty	Part Code
760MM X 30MM TUBE	x8	COL-T1
1130MM X 30MM TUBE	x4	COL-T2
1130MM X 30MM TUBE WITH SWAGE ONE END	x4	COL-T2-SW
30MM CURVED SPREADER	x4	COL-T4
TC-30-A ASSEMBLED AT 90°	x8	TC-30-A-90°
8' FOUR SIDED TOWER GRAPHIC	x1	COL-03-G



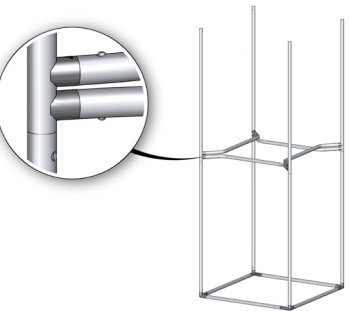
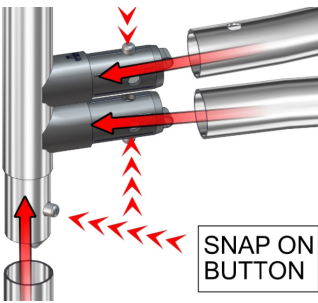

STEP 1: ASSEMBLE FRAME

TC-30-A-90°

SNAP ON
BUTTON

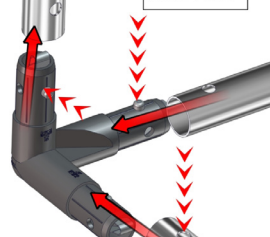


Connect bottom tubes (COL-T1) and side tubes (COL-T2) to TC-30-A-90°.




TC-30-A-90°

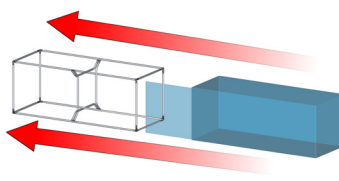
SNAP ON
BUTTON



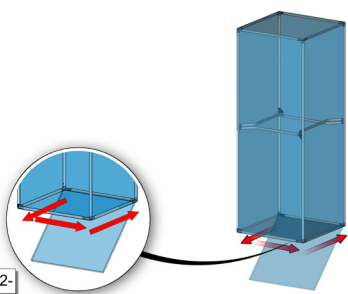
Finishing connecting side tubes, then connect top of frame.



STEP 2: ATTACH GRAPHIC



2-



Zip close pillowcase graphic. Stand frame upright with zipper on bottom.