

# TensionLite Plus 20 ft. S Shape Mural Wall Design 1

TensionLite is a collection of sophisticated, ergonomically designed exhibit booths. Formulate combines state-of-the-art zipper pillowcase dye-sublimated fabric coverings with advanced lightweight aluminum structures to provide unique design, functionality, and style. The excellence of the Formulate line of displays, hanging structures and products is simply unmatched. Stretch fabric graphics are hand-sewn, durable and dry-cleanable.



## features and benefits:

- State-of-the-art 50mm aluminum tubing with heavy duty internal spigot connectors
- Easy to store and ship
- Quick to set up
- Design includes: one frame, one dye-sublimated zipper pillowcase graphic, and two wheeled molded OCL storage cases
- Lifetime hardware warranty against manufacturer defects

## dimensions:

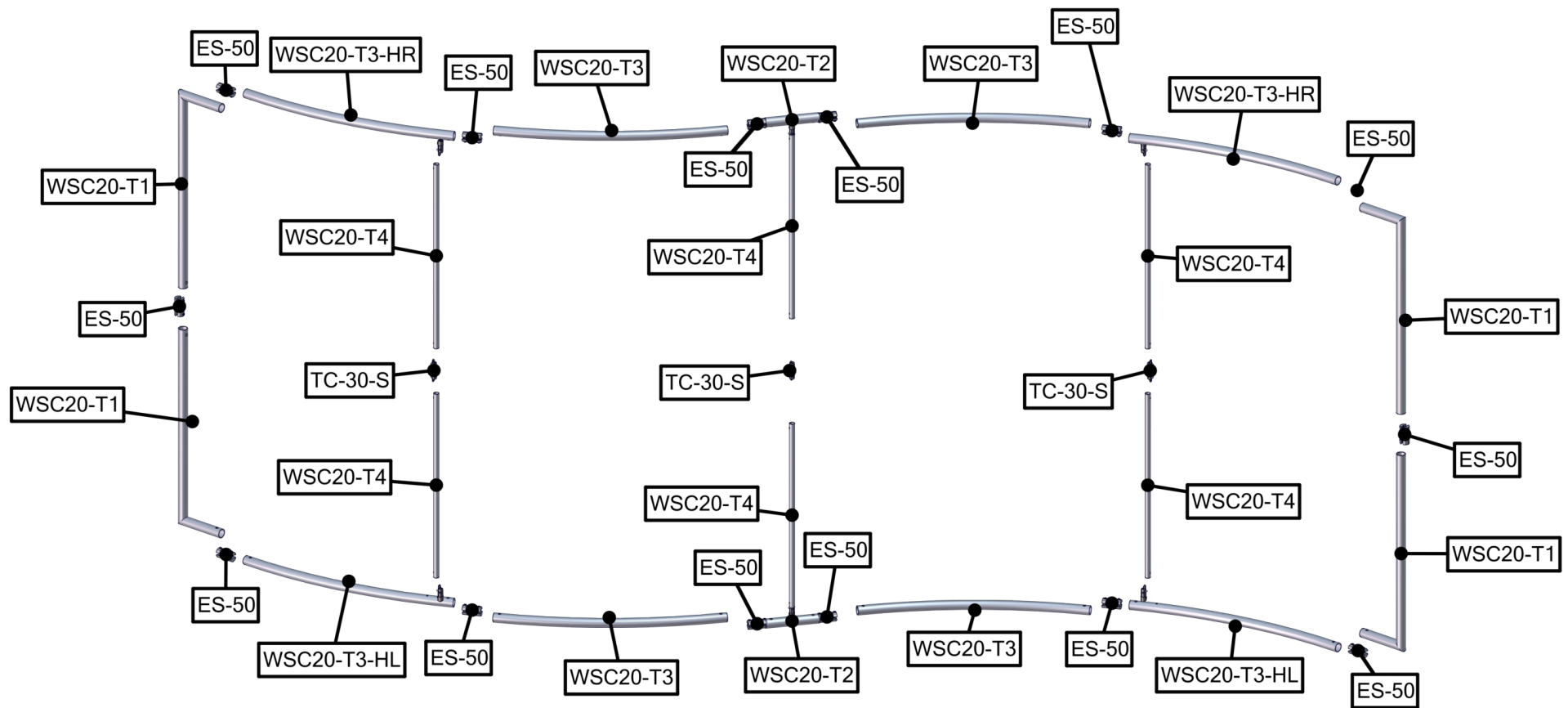
Hardware	Graphic
<p>Assembled unit: 226.02804" w x 92.05906" h x 32.60557" d</p> <p>Approximate weight (includes graphic): 61.68 lbs / 28 kgs</p>	<p>Total visual area: 236.5" w x 92" h s-curve 6007mm(w) x 2337mm(h)</p> <p>Please be sure to include a 2" bleed around the perimeter.</p>
Shipping	<p>Refer to related graphic template for more information.</p>
<p>Shipping dimensions: 2 OCL cases (each case): 19" l x 19" w x 56" h 483mm(l) x 483mm(w) x 1422mm(h)</p> <p>Approximate shipping weight (with case): 103.68 lbs / 47 kgs</p>	

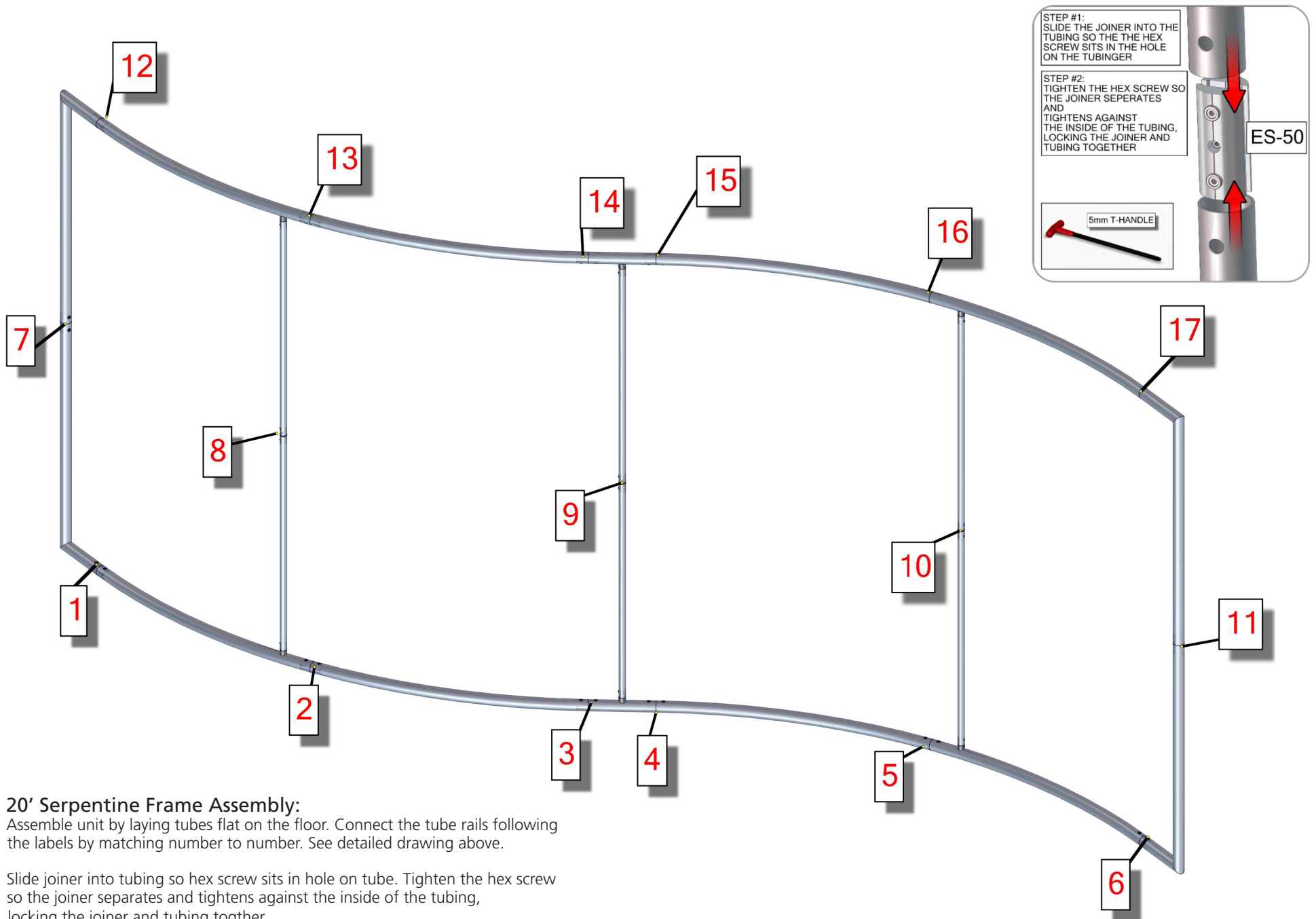
## additional information:

- Graphic material:  
Dye-sublimated zipper pillowcase fabric  
\*Backside can be upgraded to print
- Optional accessories:  
Lumina 8-50 watt halogen lighting, literature pocket, stand-off literature rack, stand-off graphic shelf, graphic header, larger freight cases

We are continually improving and modifying our product range and reserve the right to vary the specifications without prior notice. All dimensions and weights quoted are approximate and we accept no responsibility for variance. E&OE. See Graphic Templates for graphic bleed specifications.

Parts Included		
Part Label	Qty	Part Code
EXPANDING SPIGOT FOR 50MM TUBE	x14	ES-50
20' FABRIC GRAPHIC	x1	WSC20-01-G
INLINE CONNECTOR FOR 30MM TUBING	x3	TC-30-S
50MM CORNER TUBE	x4	WSC20-T1
300MM X 50MM TUBE	x2	WSC20-T2
R2736MM X 50MM TUBE	x4	WSC20-T3
R2736MM X 50MM CURVED TUBE WITH HOLE RIGHT SIDE	x2	WSC20-T3-HR
R2736MM X 50MM CURVED TUBE WITH HOLE LEFT SIDE	x2	WSC20-T3-HL
1093MM X 30MM TUBE	x6	WSC20-T4





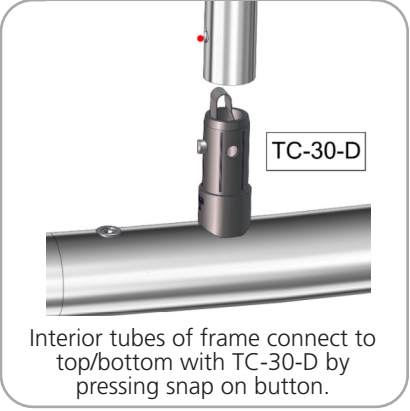
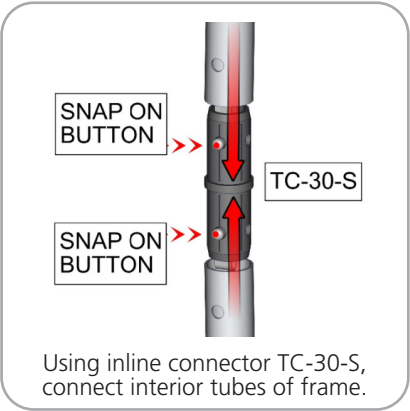
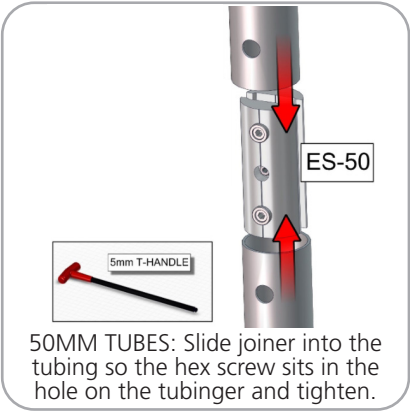

### 20' Serpentine Frame Assembly:

Assemble unit by laying tubes flat on the floor. Connect the tube rails following the labels by matching number to number. See detailed drawing above.

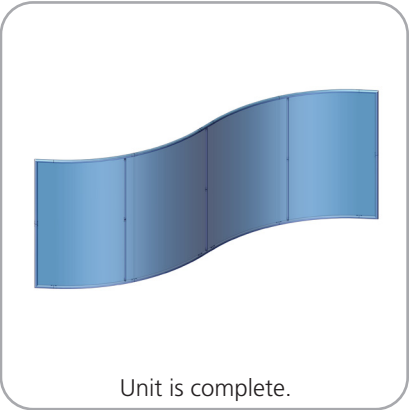
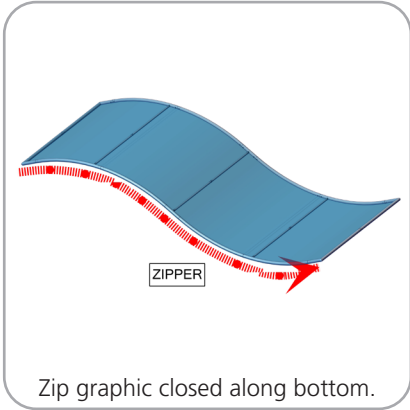
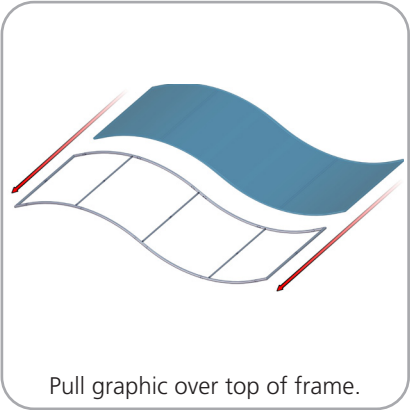
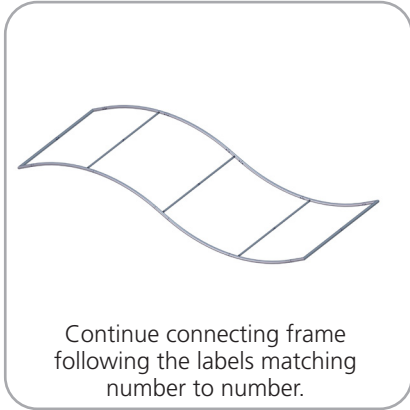
Slide joiner into tubing so hex screw sits in hole on tube. Tighten the hex screw so the joiner separates and tightens against the inside of the tubing, locking the joiner and tubing together.

At connection 8, 9 and 10, connect tubes by pressing snap on button, lining up holes and securing button in hole.

STEP 1: ASSEMBLE FRAME



STEP 2: ATTACH GRAPHIC



# Check out these related products:

The TensionLite line is a collection of stylish, ergonomically designed tabletop, 8ft, 10ft, 20ft exhibits, hanging structures, and display accessories. Formulate combines state-of-the-art zipper pillowcase dye-sublimated fabric coverings with a premium lightweight aluminum structure. Formulate is efficient, easy to assemble and disassemble, and offers remarkable style options and choices.

