TensionLite Plus 20ft. Reversible Mural Wall Design 3

FLIP KIT - 03

Total graphic area: 253.988”w X 102.48”h
Total visual area: 243.988”w X 94.48”h
(5) Prints create one structure
File @ 50% of actual size

GRAPHIC CODES

Flipped version of Flip Kit 03
FULL MURAL PANELS A -C
Total graphic area: 253.988”w X 102.48”h
Total visual area: 243.988”w X 94.48”h
(5) Prints create one structure
File @ 50% of actual size

INDIVIDUAL PANEL SIZES
FLIP - 03 - Panel A
Total graphic area: 118.384”w X 98.48”h
Total visual area: 114.384”w - 86.534”w X 94.48”h
FLIP - 03 - Panel B
Total graphic area: 118.384”w X 98.48”h
Total visual area: 114.384”w - 86.534”w X 94.48”h
FLIP - 03 - Panel C
Total graphic area: 47.607”w X 98.48”h
Total visual area: 29.01”w - 43.607”w X 94.48”h

Flipping option requires (2) sets of graphics or double-sided graphics. Code FLIP-03-GDBL
If flipping, please design artwork for the backside graphic in template (See Flip Kit 03 main version for layout)
Flipping requires (2) seperate templates.

Please note that if ordering “double-sided” graphics, whichever sides are facing the back or not being used will be sewn upside down.
Zipper location will also be reversed on “flipped double sided” graphics. One side wil have zippers on the bottom but when flipped, they will be on the top.

Please be sure to include the 2” bleed around the perimeter to compensate for the finishing of the graphics. Do not design any critical elements (text, logos, etc.) within 4” of the edge (see RED dotted lines).

Please make sure that background elements and colors extend into the safe zone as they will be visible on the final print. Please avoid putting logos, text or other critical elements in this area as it may be difficult to read because of overlapping panels.

General Artwork Guidelines
- cmyk color mode
- do not embed images, supply them
- resolution must be 100-120 ppi
- all fonts must be created to outlines


253.988” visual width with bleed
243.988” visual width
86.534” visual width
114.384” visual width
29.07” visual width
safe zone
trim line
bleed area
PANEL A
8” SAFE AREA FOR FRAME OVERLAP
PANEL B
8” SAFE AREA FOR FRAME OVERLAP
PANEL C
94.448” visual height
102.448” height including bleed
114.384” visual width
86.534” visual width
29.07” visual width


118.384” visual width with bleed
33.07” visual width bleed
86.534” visual width
114.384” visual width
29.07” visual width
safe zone
trim line
bleed area
PANEL A
PANEL B
PANEL C
94.448” visual height
98.448” height including bleed
114.384” visual width
118.384” visual width with bleed
86.534” visual width
29.07” visual width

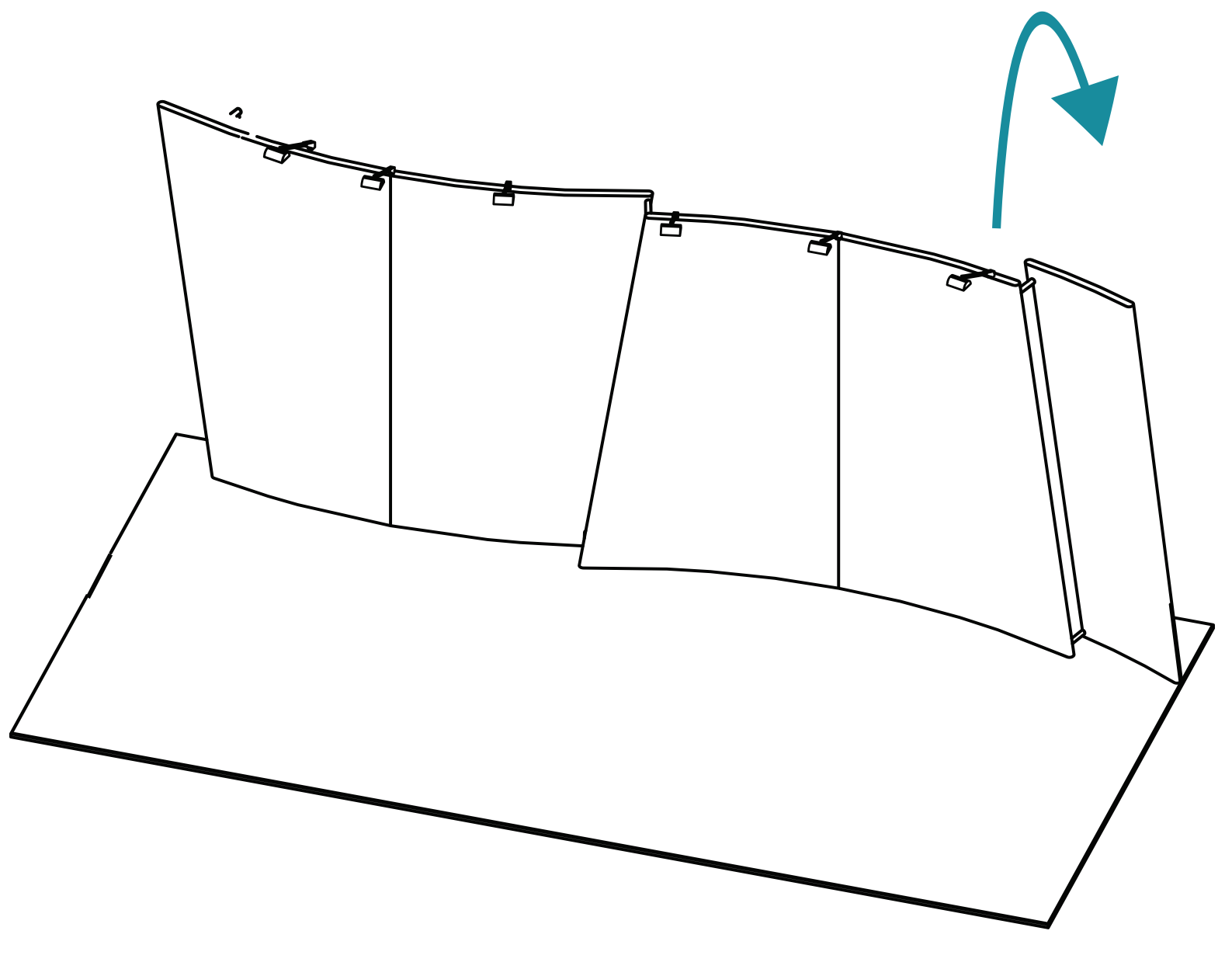

FLIP-03 FROM TOP TO BOTTOM