

TensionLite Plus 10 ft. Straight Shape Mural Wall Design 1

FMLT-WS10-01

Formulate™ is a collection of sophisticated, ergonomically designed exhibit booths. Formulate combines state-of-the-art zipper pillowcase dye-sublimated fabric coverings with advanced lightweight aluminum structures to provide unique design, functionality, and style. The excellence of the Formulate line of displays, hanging structures and products is simply unmatched. Stretch fabric graphics are hand-sewn, durable and dry-cleanable.



We are continually improving and modifying our product range and reserve the right to vary the specifications without prior notice. All dimensions and weights quoted are approximate and we accept no responsibility for variance. E&OE. See Graphic Templates for graphic bleed specifications.

features and benefits:

- State-of-the-art 30mm aluminum tube frame with snap button assembly
- Available as either single-sided or double-sided units
- Easy to store and ship
- Quick to set up
- Design includes: one frame, one dye-sublimated zipper pillowcase graphic and one wheeled molded OCL storage case
- Lifetime hardware warranty against manufacturer defects

dimensions:

Hardware	Graphic
Assembled unit: 116.693”w x 92”h x 17.717”d	Total visual area: 114”w x 91.5”h
Approximate weight (includes graphic): 36 lbs / 16.3 kgs	Please be sure to include a 2” bleed around the perimeter.
Shipping	Refer to related graphic template for more information.
Shipping dimensions: 1 OCL case: 19”l x 19”w x 56”h	
Approximate shipping weight (with case): 56 lbs / 25.4 kgs	

additional information:

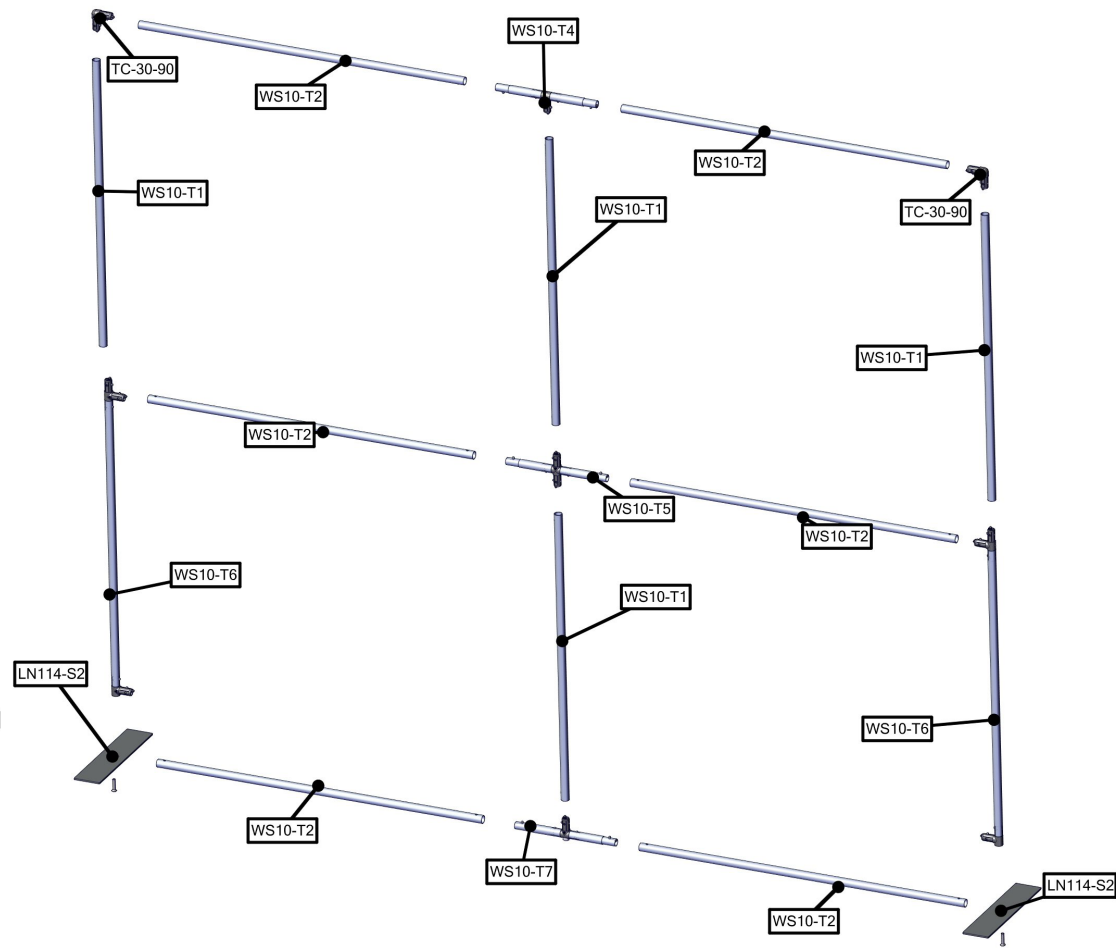
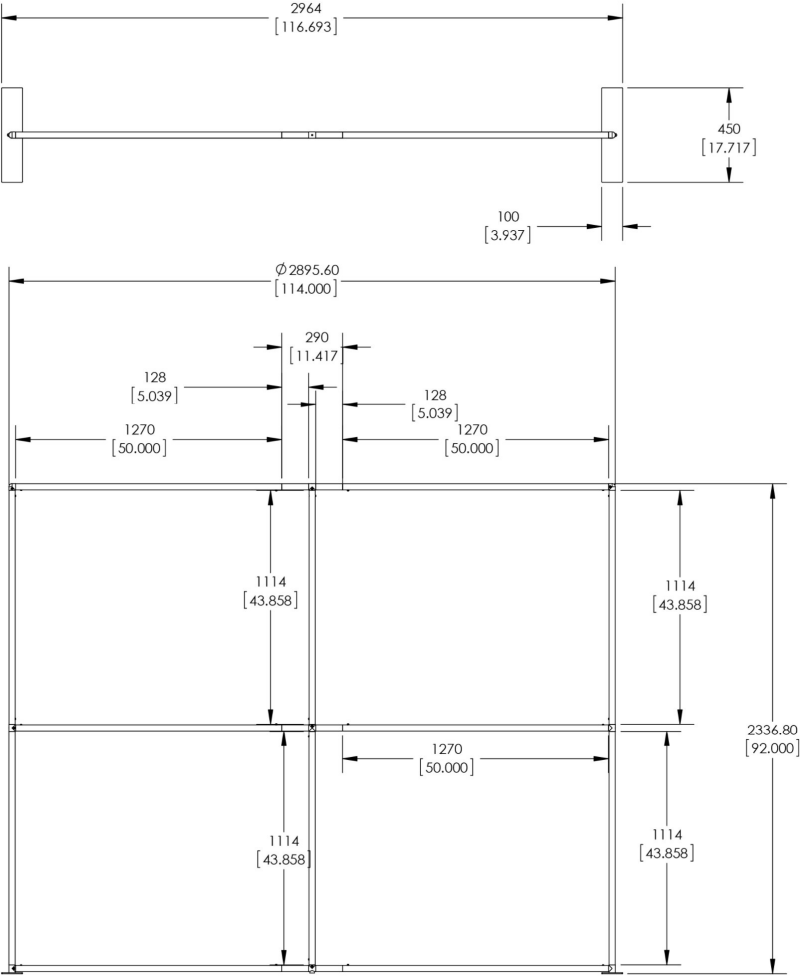
Graphic material:
Dye-sublimated zipper pillowcase fabric

Backside can be upgraded to print

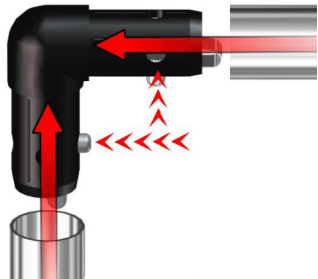
Optional Accessories:
Lumina 8-50 watt halogen lighting, literature pocket, stand-off graphic shelf, graphic header, larger freight cases

Parts Included

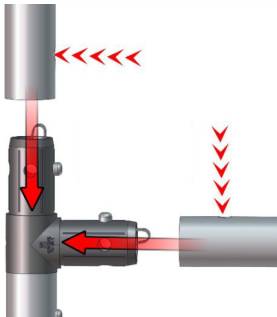
Part Label	Qty	Part Code
5MM STEEL BASE STYLE 2 FOR LINEAR	x2	LN114-S2
90 DEGREE ELBOW JOINT FOR 30MM TUBING	x2	TC-30-90
1114MM X 30MM TUBE	x4	WS10-T1
1270MM X 30MM TUBE	x6	WS10-T2
(2) 128MM TUBES SWAGED WITH PART TC-30-T	x1	WS10-T4
(2) 128MM TUBES SWAGED WITH PART TC-30-X	x1	WS10-T5
1114MM X 30MM TUBE WITH TC-30-T AND TC-30-90B	x2	WS10-T6
(2) 128MM TUBES SWAGED WITH PART TC-30-T	x1	WS10-T7



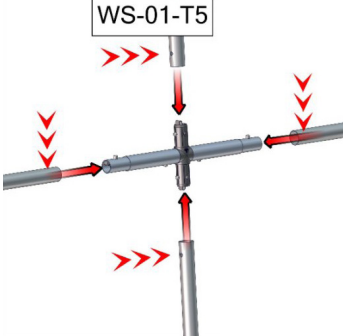
STEP 1: ASSEMBLE FRAME




Assemble frame corners using TC-30-90. Label codes will be on backside of tube. It is best to assemble frame laying flat.



Connect sides of frame by lining up holes with snap buttons.




Use WS-01-T5 to connect frame in the middle; snap on button.

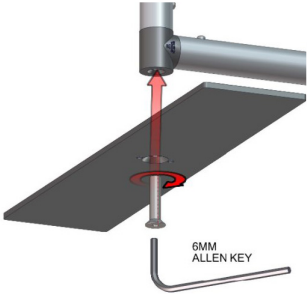


Frame is complete.

STEP 2: ATTACH FEET

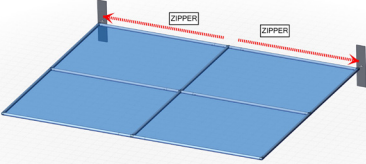


Once frame is connected attach feet. It is best to assemble with frame still laying flat.

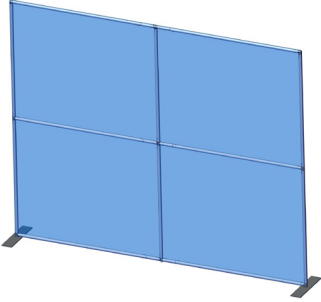


Using provided allen key, secure feet to bottom of frame by screwing bolt.

STEP 3: ATTACH GRAPHIC




Slide graphic over top end of frame. Zip fabric closed on bottom.



Stand unit upright.

Check out these related products:

The Formulate line is a collection of stylish, ergonomically designed tabletop, 8ft, 10ft, 20ft exhibits, hanging structures, and display accessories. Formulate combines state-of-the-art zipper pillowcase dye-sublimated fabric coverings with a premium lightweight aluminum structure. Formulate is efficient, easy to assemble and disassemble, and offers remarkable style options and choices.



Formulate Tabletops



Formulate 8ft Kits



Formulate 10ft Kits
(Horizontal Curve)



Formulate 10ft Kits
(Vertical Curve)



Formulate 10ft Kits
(Straight)



Formulate 20ft Kits



Formulate Hanging Structures