

# TensionLite Plus 10 ft. Wave Shape Mural Wall Design 3

TensionLite is a collection of sophisticated, ergonomically designed exhibit booths. Formulate combines state-of-the-art zipper pillowcase dye-sublimated fabric coverings with advanced lightweight aluminum structures to provide unique design, functionality, and style. The excellence of the Formulate line of displays, hanging structures and products is simply unmatched. Stretch fabric graphics are hand-sewn, durable and dry-cleanable.



We are continually improving and modifying our product range and reserve the right to vary the specifications without prior notice. All dimensions and weights quoted are approximate and we accept no responsibility for variance. E&OE. See Graphic Templates for graphic bleed specifications.

## features and benefits:

- State-of-the-art 30mm aluminum tube frame with snap button assembly
  - Easy to store and ship
  - Lifetime hardware warranty against manufacturer defects
- Design includes: one frame, one dye-sublimated zipper pillowcase graphic, two Lumina 8 50 watt spot lights, 6ft graphic header, literature pocket, and one wheeled molded OCL storage case

## dimensions:

### Hardware

Assembled unit:  
116.7”w x 95”h x 34.5”d  
  
6ft header: 70.9”w x 11.8”h Literature pocket: 11.5”w x 36”h  
  
Approximate weight (includes graphics):  
56.43 lbs / 25.4 kgs

### Shipping

Shipping dimensions:  
One OCL case: 56”l x 19”w x 19”h  
  
Approximate shipping weight: (kit and case)  
76.43 lbs / 34.7 kgs

### Graphic

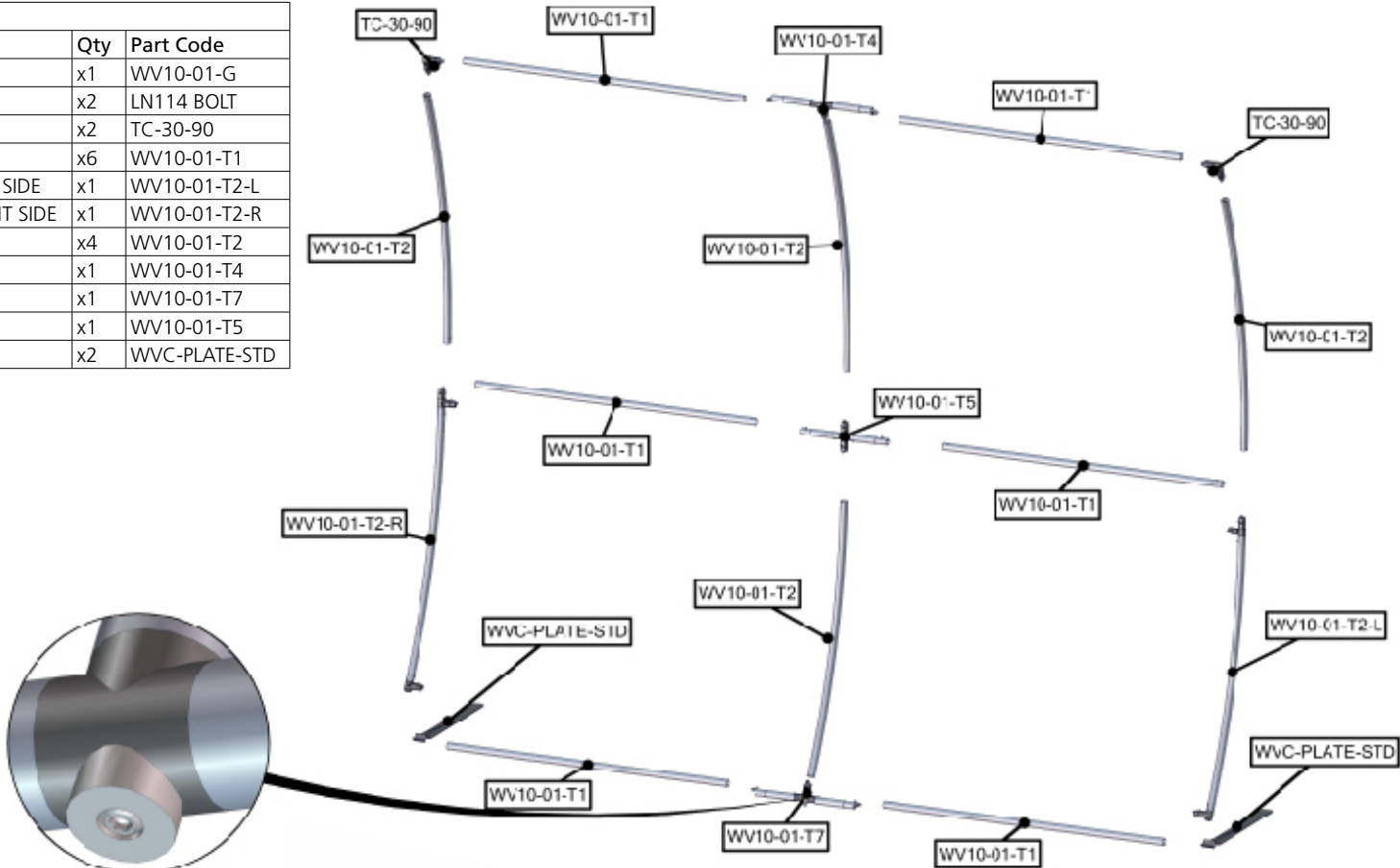
Refer to related graphic template for more information.

## additional information:

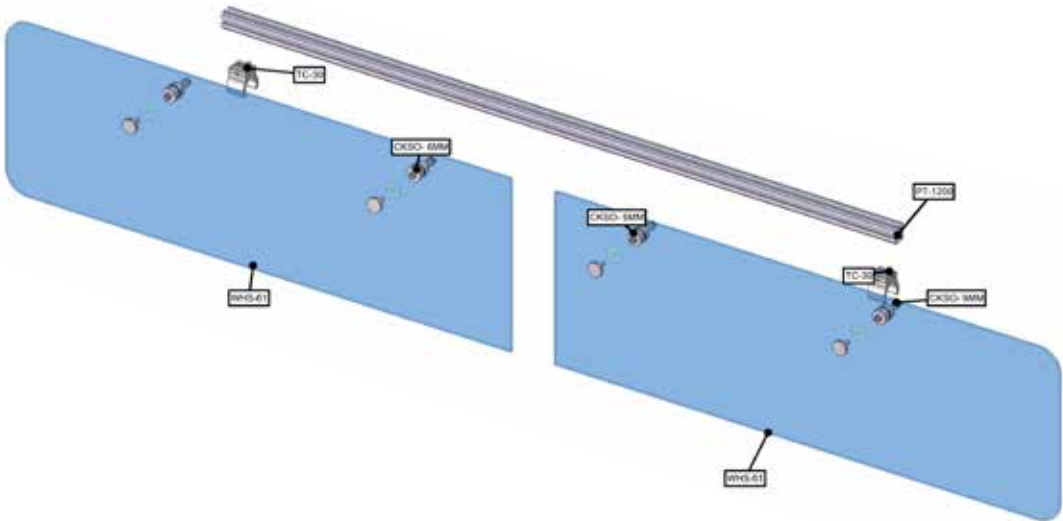
Graphic materials:  
Dye-sublimated zipper pillowcase fabric, 6mm white PVC

Optional accessories:  
stand-off counter, monitor mount, larger freight cases

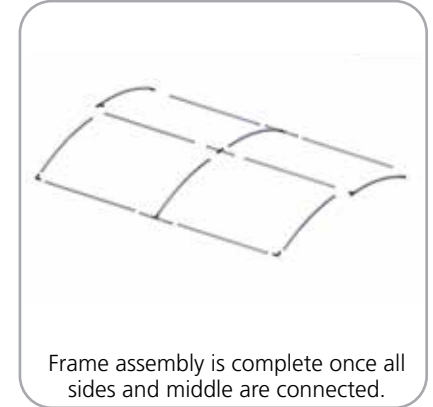
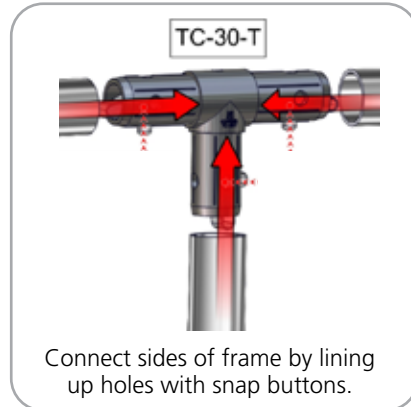
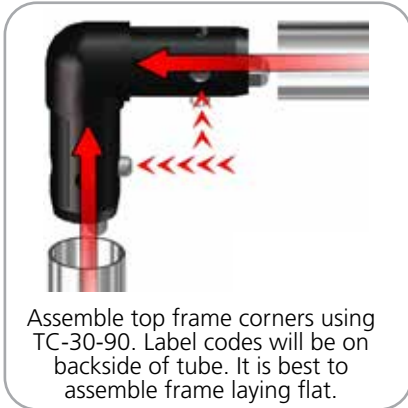
Parts Included		
Part Label	Qty	Part Code
FABRIC GRAPHIC	x1	WV10-01-G
LN114 BOLT	x2	LN114 BOLT
90 DEGREE ELBOW JOINT FOR 30MM TUBING	x2	TC-30-90
1270MM X 30MM TUBE	x6	WV10-01-T1
30MM CURVED TUBE WITH PART T AND 90B LEFT SIDE	x1	WV10-01-T2-L
30MM CURVED TUBE WITH PART T AND 90B RIGHT SIDE	x1	WV10-01-T2-R
R2250 (1163MM ARC) CURVED TUBE	x4	WV10-01-T2
(2) 128MM TUBES SWAGED WITH PART TC-30-T	x1	WV10-01-T4
(2) 128MM TUBES SWAGED WITH PART TC-30-T	x1	WV10-01-T7
(2) 128MM TUBES SWAGED WITH PART TC-30-X	x1	WV10-01-T5
STEEL PLATE FOR WVC	x2	WVC-PLATE-STD



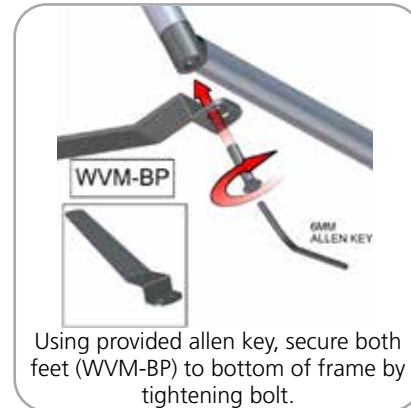
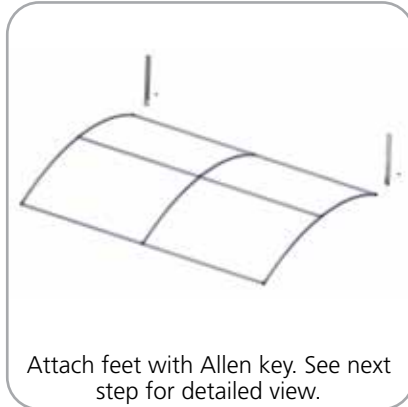
Parts Included – 6ft Header		
Part Label	Qty	Part Code
CKSO STAND OFF WITH NT1	x4	CKSO
SILVER ANODIZE FINISH 30MM TUBE CLAMP	x2	TC-30
35.43"W X 12.8139"H GRAPHIC	x2	WHS-61
1200MM LENGTH OF PT EXTRUSION	x1	PT-1200



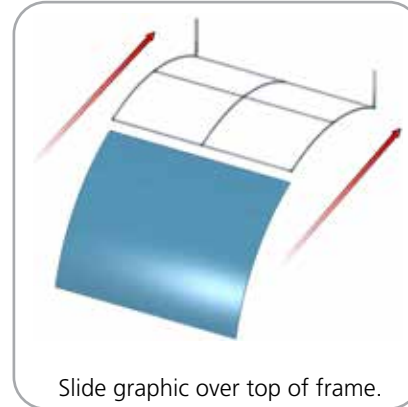
## STEP 1: ASSEMBLE FRAME



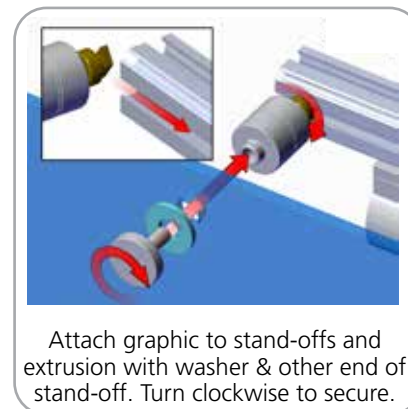
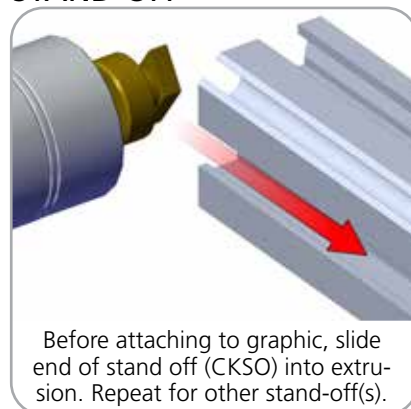
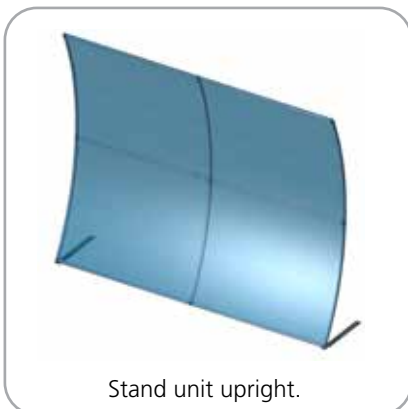
## STEP 2: ATTACH FEET



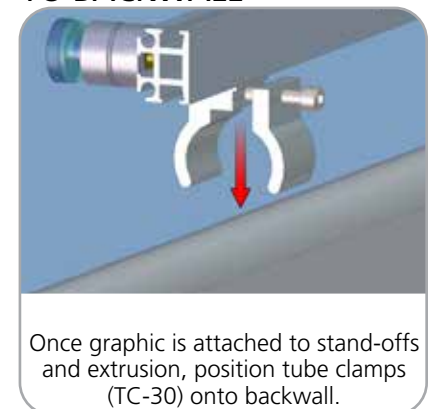
## STEP 3: ATTACH GRAPHIC

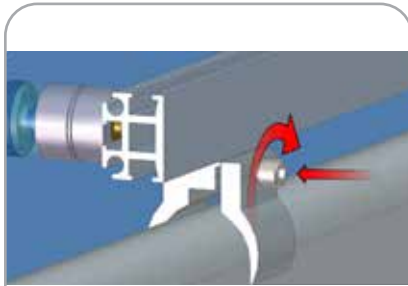


## STEP 4: ASSEMBLE HEADER STAND-OFF



## STEP 5: ATTACH HEADER TO BACKWALL





Using hex key turn bolt clockwise to tighten tube clamps, securing graphic header to backwall.

## STEP 6: ATTACH LITERATURE HOLDER TO BACKWALL



Clamp side mount literature holder to side of main structure.

## STEP 7: ATTACH LIGHTS



Slide light onto universal clamp.



Attach clamp with light on top of the frame (after fabric graphic). Turn clockwise to tighten.